

1. Name of Women's Aid Group	
	Response Count
	30
<i>answered question</i>	30
<i>skipped question</i>	0

2. Contact Name	
	Response Count
	30
<i>answered question</i>	30
<i>skipped question</i>	0

3. Contact email or telephone number	
	Response Count
	30
<i>answered question</i>	30
<i>skipped question</i>	0

4. How much was your budget for the provision of all services in the last financial year? 1 April 2009 to 31 March 2010. (How much did it cost to provide all the services you are involved in)	
	Response Count
	30
<i>answered question</i>	30
<i>skipped question</i>	0


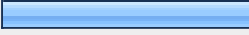

5. How was funding provided for these services? Please tick all that apply

		Response Percent	Response Count
Local Authority (excluding housing benefit)		96.7%	29
Violence against Women Fund (Scottish Government)		56.7%	17
Women's Aid Children's Fund (Scottish Government)		76.7%	23
Other (please specify)		83.3%	25
<i>answered question</i>			30
<i>skipped question</i>			0

6. What percentage of your overall funding came from the following sources: [please round the percentage point up or down to the nearest whole number]

	Response Average	Response Total	Response Count
Local Authority	58.34	1,692	29
Violence against women fund	12.43	261	21
Women's Aid Children's Fund	27.25	654	24
Other	17.25	414	24
<i>answered question</i>			30
<i>skipped question</i>			0

7. Is the funding you received from your local authority for the year (2009/10)

		Response Percent	Response Count
Less than the previous financial year (go to question 8)		26.7%	8
More than the previous financial year (go to question 9)		40.0%	12
The same as the previous financial year (go to question 10)		33.3%	10
<i>answered question</i>			30
<i>skipped question</i>			0

8. How much less did you receive in funding from your local authority compared to the previous year?

	Response Average	Response Total	Response Count
Percentage decrease	7.38	59	8
<i>answered question</i>			8
<i>skipped question</i>			22



9. How much more did you receive in funding from your local authority compared to the previous year?

	Response Average	Response Total	Response Count
Percentage increase	5.58	67	12
<i>answered question</i>			12
<i>skipped question</i>			18



10. If you received more funding from your local authority can you detail below what it was for?

	Response Count
	15
<i>answered question</i>	15
<i>skipped question</i>	15




11. Will you report a funding deficit for 2009/10?

	Response Percent	Response Count
Yes, we will report an overall deficit for 2009/10 	30.0%	9
No, we will not report a deficit for 2009/10 	70.0%	21
Maybe, we are still awaiting confirmation of some funding for 2009/10	0.0%	0
<i>answered question</i>		30
<i>skipped question</i>		0



12. How did you deal with any funding cuts or funding deficits in 2009/10? Did you make changes to services that have a direct impact on women and children? For example reducing contact time, fewer outings or resources.

	Response Percent	Response Count
Yes, we had to make changes to services (go to question 3) 	14.8%	4
No, we have not had to make changes to services (go to question 4) 	85.2%	23
<i>answered question</i>		27
<i>skipped question</i>		3

13. Please give details of the changes you have had to make to services that have a direct impact on the people you support.

		Response Percent	Response Count
Type of changes you have made		100.0%	4
What services have been affected (refuge,outreach, providing trainng etc)		100.0%	4
What impact has this had?		100.0%	4
<i>answered question</i>			4
<i>skipped question</i>			26

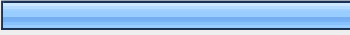

14. Have you made any redundancies or frozen any posts in 2009/10 because of inadequate funding?

		Response Percent	Response Count
Yes, we have made redundancies (go to question 5)		0.0%	0
Yes, we have frozen posts (go to question 5)		6.7%	2
No, we have not made any redundancies or frozen any posts (go to question 6)		96.7%	29
<i>answered question</i>			30
<i>skipped question</i>			0

15. Where you have made redundancies, or frozen any posts, how many posts have been affected? Please detail if full or part time posts.

	Response Average	Response Total	Response Count
How many redundancies have you made?	0.00	0	0
How many posts have you frozen?	1.00	2	2
<i>answered question</i>			2
<i>skipped question</i>			28




16. Did you pay a cost of living (inflationary) increase to staff in 2009/10?

	Response Percent	Response Count
Yes, we paid a cost of living increase in 2009/10 (go to question 7) 	56.7%	17
No, we did not pay a cost of living increase in 2009/10 (go to next section) 	43.3%	13
<i>answered question</i>		30
<i>skipped question</i>		0





17. Where you paid a cost of living increase, what percentage was it?

	Response Count
	16
<i>answered question</i>	16
<i>skipped question</i>	14

18. Have you been informed by your local authority of the funding you will be awarded for this financial year - 2010/11.?

	Response Percent	Response Count
Yes, we have been notified by our local authority of the funding we will receive in 2010/11(go to question 2) 	66.7%	20
No, we have not yet been informed by our local authority of the funding we will receive in 2010/11 (go to question 3) 	20.0%	6
Other (please specify) 	13.3%	4
answered question		30
skipped question		0

19. Is your funding award from your local authority at the same level as the previous financial year?

	Response Percent	Response Count
Yes, it is at the same level as the funding we received in 2010/11 	36.4%	8
No, it is less than the funding we received in 2010/11 	18.2%	4
No, it is more than the funding we received in 2010/11 	45.5%	10
Other (please specify) 		7
answered question		22
skipped question		8



20. Have you entered into a contract or service level agreement with your local authority for the provision of services?

	Response Percent	Response Count
No, we have not yet recieved a contract or service level agreement from our local authority (please go to question 5)	40.0%	12
Yes, we have entered into a written contract\service level agreement with our local authority (please go to question 4)	43.3%	13
Yes, we have recieved a draft contract\service level agreement and are in negotiation with our local authority (please go to question 4)	16.7%	5
Other (please specify)		6
answered question		30
skipped question		0



21. How long is the contract period for?

	Response Percent	Response Count
Less than 1 year	16.7%	3
1 year	38.9%	7
2 years	5.6%	1
3 years	38.9%	7
Other (please specify)		5
answered question		18
skipped question		12

22. Are you able to provide a breakdown of the cost of providing refuge accommodation for a woman for a week. This cost includes accommodation costs - rent, service charges, utilities as well as average support costs (based on your hourly support rate, which includes support worker costs plus a proportion of overheads).

		Response Percent	Response Count
Yes we can provide a breakdown of these costs (go to question 2)		53.3%	16
No we are not able to provide a breakdown of costs (go to finish)		46.7%	14
<i>answered question</i>			30
<i>skipped question</i>			0

23. If you can provide a breakdown are you willing to provide these costs to SWA to be used to evidence the cost of providing refuge accommodation? The names of individual Women's Aid Groups will not be identified.

		Response Percent	Response Count
Yes - please contact us directly to obtain the information		88.9%	16
No - please do not contact us		11.1%	2
<i>answered question</i>			18
<i>skipped question</i>			12