

<b>1. Name of Women's Aid Group</b>	
	<b>Response Count</b>
	29
<i>answered question</i>	<b>29</b>
<i>skipped question</i>	<b>0</b>

<b>2. Contact Name</b>	
	<b>Response Count</b>
	29
<i>answered question</i>	<b>29</b>
<i>skipped question</i>	<b>0</b>

<b>3. Contact email or telephone number</b>	
	<b>Response Count</b>
	29
<i>answered question</i>	<b>29</b>
<i>skipped question</i>	<b>0</b>

<b>4. How much was your budget for the provision of all services in the last financial year? 1 April 2008 to 31 March 2009. (How much did it cost to provide all the services you are involved in)</b>	
	<b>Response Count</b>
	29
<i>answered question</i>	<b>29</b>
<i>skipped question</i>	<b>0</b>




**5. How was funding provided for these services? Please tick all that apply**

		Response Percent	Response Count
Local Authority (previously Supporting People Funding)		100.0%	29
Violence against Women Fund (Scottish Government)		55.2%	16
Women's Aid Children's Fund (Scottish Government)		75.9%	22
Other (please specify)		82.8%	24
<i>answered question</i>			<b>29</b>
<i>skipped question</i>			<b>0</b>

**6. What percentage of your overall funding came from the following sources: [please round the percentage point up or down to the nearest whole number]**

	Response Average	Response Total	Response Count
Local Authority	57.45	1,666	29
Violence against women fund	12.58	239	19
Women's Aid Children's Fund	22.13	509	23
Other	21.86	481	22
<i>answered question</i>			<b>29</b>
<i>skipped question</i>			<b>0</b>

### 7. Is the funding you received from your local authority for the year (2008/09)

		Response Percent	Response Count
Less than the previous financial year (go to question 8)		24.1%	7
More than the previous financial year (go to question 9)		34.5%	10
The same as the previous financial year (go to question 11)		41.4%	12
<i>answered question</i>			29
<i>skipped question</i>			0

### 8. How much less did you receive in funding from your local authority compared to the previous year?

	Response Average	Response Total	Response Count
Percentage decrease	9.71	68	7
<i>answered question</i>			7
<i>skipped question</i>			22


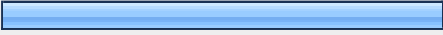
### 9. How much more did you receive in funding from your local authority compared to the previous year?

	Response Average	Response Total	Response Count
Percentage increase	8.45	93	11
<i>answered question</i>			11
<i>skipped question</i>			18

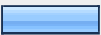

**10. If you received more funding from your local authority can you detail below what it was for?**

	Response Count
	10
<i>answered question</i>	<b>10</b>
<i>skipped question</i>	<b>19</b>




**11. Will you report a funding deficit for 2008/09?**

	Response Percent	Response Count
Yes, we will report an overall deficit for 2008/09 	28.6%	8
<b>No, we will not report a deficit for 2008/09</b> 	71.4%	<b>20</b>
Maybe, we are still awaiting confirmation of some funding for 2008/09	0.0%	0
<i>answered question</i>		<b>28</b>
<i>skipped question</i>		<b>1</b>




**12. How did you deal with any funding cuts or funding deficits in 2008/09? Did you make changes to services that have a direct impact on women and children? For example reducing contact time, fewer outings or resources.**

	Response Percent	Response Count
Yes, we had to make changes to services (go to question 3) 	15.4%	4
<b>No, we have not had to make changes to services (go to question 4)</b> 	84.6%	<b>22</b>
<i>answered question</i>		<b>26</b>
<i>skipped question</i>		<b>3</b>

**13. Please give details of the changes you have had to make to services that have a direct impact on the people you support.**

		Response Percent	Response Count
Type of changes you have made		100.0%	4
What services have been affected (refuge, outreach, providing training etc)		75.0%	3
What impact has this had?		50.0%	2
<i>answered question</i>			4
<i>skipped question</i>			25



**14. Have you made any redundancies or frozen any posts in 2008/09 because of inadequate funding?**

		Response Percent	Response Count
Yes, we have made redundancies (go to question 5)		3.6%	1
Yes, we have frozen posts (go to question 5)		7.1%	2
<b>No, we have not made any redundancies or frozen any posts (go to question 6)</b>		89.3%	25
<i>answered question</i>			28
<i>skipped question</i>			1

### 15. Where you have made redundancies, or frozen any posts, how many posts have been affected?

	Response Average	Response Total	Response Count
How many redundancies have you made?	1.00	1	1
How many posts have you frozen?	3.00	6	2
<i>answered question</i>			3
<i>skipped question</i>			26


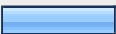

### 16. Did you pay a cost of living (inflationary) increase to staff in 2008/09?

	Response Percent	Response Count
Yes, we paid a cost of living increase in 2008/09 (go to question 7) 	92.9%	26
No, we did not pay a cost of living increase in 2008/09 (go to next section) 	7.1%	2
<i>answered question</i>		28
<i>skipped question</i>		1




### 17. Where you paid a cost of living increase, what percentage was it?

	Response Count
	25
<i>answered question</i>	25
<i>skipped question</i>	4

**18. Have you been informed by your local authority of the funding you will be awarded for this financial year - 2009/10?**

	Response Percent	Response Count
<p><b>Yes, we have been notified by our local authority of the funding we will receive in 2009/10 (go to question 2)</b></p> 	78.6%	22
<p>No, we have not yet been informed by our local authority of the funding we will receive in 2009/10 (go to question 3)</p> 	17.9%	5
<p>Other (please specify)</p> 	3.6%	1
<b>answered question</b>		<b>28</b>
<b>skipped question</b>		<b>1</b>

**19. Is your funding award from your local authority at the same level as the previous financial year?**

	Response Percent	Response Count
<p>Yes, it is at the same level as the funding we received in 2008/09</p> 	39.1%	9
<p>No, it is less than the funding we received in 2008/09</p> 	8.7%	2
<p><b>No, it is more than the funding we received in 2008/09</b></p> 	<b>52.2%</b>	<b>12</b>
Other (please specify)		1
<b>answered question</b>		<b>23</b>
<b>skipped question</b>		<b>6</b>

## 20. Have you entered into a contract with your local authority for the provision of services?

	Response Percent	Response Count
No, we have not yet recieved a contract from our local authority (please go to finish by clicking next at the bottom of the page)	42.9%	12
Yes, we have entered into a written contract with our local authority (please go to question 4)	35.7%	10
Yes, we have recieved a draft contract and are in negotiation with our local authority (please go to question 4)	21.4%	6
Other (please specify)		2
<b>answered question</b>		<b>28</b>
<b>skipped question</b>		<b>1</b>

## 21. How long is the contract period for?

	Response Percent	Response Count
Less than 1 year	6.7%	1
1 year	60.0%	9
2 years	13.3%	2
3 years	20.0%	3
Other (please specify)		2
<b>answered question</b>		<b>15</b>
<b>skipped question</b>		<b>14</b>